

Journal Citation Reports®



2012 JCR Social Science Edition

Journal: Revista de Psiquiatria y Salud Mental

Mark	Journal Title	ISSN	Total Cites	Impact Factor	5-Year Impact Factor	Immediacy Index	Citable Items	Cited Half-life	Citing Half-life
	REV PSIQUIATR SALUD	1888-9891	57	0.667	0.677	0.385	26		7.6

[Cited Journal](#) [Citing Journal](#) [Source Data](#) [Journal Self Cites](#)



Journal Information

Full Journal Title: Revista de Psiquiatria y Salud Mental

ISO Abbrev. Title: Rev. Psiquiatr. Salud Ment.

JCR Abbrev. Title: REV PSIQUIATR SALUD

ISSN: 1888-9891

Issues/Year: 4

Language: SPANISH

Journal Country/Territory: SPAIN

Publisher: ELSEVIER DOYMA SL

Publisher Address: TRAVESERA DE GARCIA, 17-21, BARCELONA 08021, SPAIN

Subject Categories: PSYCHIATRY

[SCOPE NOTE](#)

[VIEW JOURNAL SUMMARY LIST](#)

[VIEW CATEGORY DATA](#)

Eigenfactor® Metrics

Eigenfactor® Score

0.00010

Article Influence®

Score

0.096

Additional Links

[GO TO ULRICH'S](#)

Journal Rank in Categories: [JOURNAL RANKING](#)

Journal Impact Factor

Cites in 2012 to items published in: 2011 = 15	Number of items published in: 2011 = 19
2010 = 11	2010 = 20
Sum: 26	Sum: 39

Calculation:
$$\frac{\text{Cites to recent items}}{\text{Number of recent items}} = \frac{26}{39} = \mathbf{0.667}$$

5-Year Journal Impact Factor

Cites in {2012} to items published in: 2011 = 15	Number of items published in: 2011 = 19
2010 = 11	2010 = 20
2009 = 14	2009 = 19
2008 = 2	2008 = 4

2007 =0

2007 =0

Sum: 42

Sum: 62

Calculation: $\frac{\text{Cites to recent items}}{\text{Number of recent items}}$

$\frac{42}{62} = \mathbf{0.677}$

Journal Self Cites

The tables show the contribution of the journal's self cites to its impact factor. This information is also represented in the [cited journal graph](#).

Total Cites	57
Cites to Years Used in Impact Factor Calculation	26
Impact Factor	0.667

Self Cites	24 (42% of 57)
Self Cites to Years Used in Impact Factor Calculation	13 (50% of 26)
Impact Factor without Self Cites	0.333

Journal Immediacy Index

Cites in 2012 to items published in 2012 =10

Number of items published in 2012 =26

Calculation: $\frac{\text{Cites to current items}}{\text{Number of current items}} = \frac{10}{26} = \mathbf{0.385}$

Journal Cited Half-Life

The cited half-life for the journal is the median age of its items cited in the current JCR year. Half of the citations to the journal are to items published within the cited half-life.

Cited Half-Life:

Breakdown of the citations *to the journal* by the cumulative percent of 2012 cites to items published in the following years:

Cited Year	2012	2011	2010	2009	2008	2007	2006	2005	2004	2003	2002-all
# Cites from 2012	10	15	11	14	2	0	0	2	1	0	2
Cumulative %											

Cited Half-Life Calculations:

The cited half-life calculation finds the number of publication years from the current JCR year that account for 50% of citations received by the journal. Read help for more information on the calculation.

Cited Journal Graph

[Click here for Cited Journal data table](#)

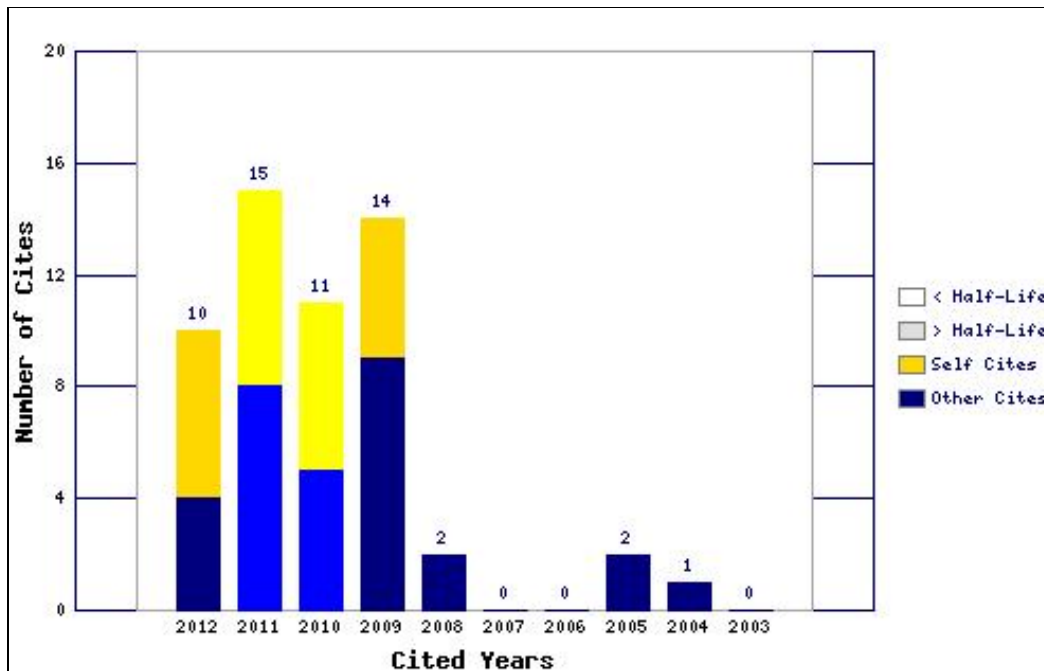
This graph shows the distribution by cited year of citations to items published in the journal REV PSIQUIATR SALUD.

Citations to the journal (per cited year)

- The white/grey division indicates the cited half-life (if < 10.0). Half of the journal's cited items were published more recently than the cited half-life.

- The top (gold) portion of each column indicates Journal Self Citations: citations to items in the journal from items in the same journal.

- The bottom (blue) portion of each column indicates Non-Self



Citations: citations to the journal from items in other journals.

- The two lighter columns indicate citations used to calculate the Impact Factor (always the 2nd and 3rd columns).

Journal Citing Half-Life ▲

The citing half-life for the journal is the median age of the items the journal cited in the current JCR year. Half of the citations in the journal are to items published within the citing half-life.

Citing Half-Life: 7.6 years

Breakdown of the citations *from the journal* by the cumulative percent of 2012 cites to items published in the following years:

Cited Year	2012	2011	2010	2009	2008	2007	2006	2005	2004	2003	2002-all
# Cites from 2012	20	89	106	104	88	75	74	87	74	55	449
Cumulative %	1.64	8.93	17.61	26.13	33.33	39.48	45.54	52.66	58.72	63.23	100

Citing Half-Life Calculations:

The citing half-life calculation finds the number of publication years from the current JCR year that account for 50% of citations in the journal. Read help for more information on the calculation.

Citing Journal Graph ▲

[Click here for Citing Journal data table](#)

This graph shows the distribution by cited year of citations from current-year items in the journal REV PSIQUIATR SALUD.

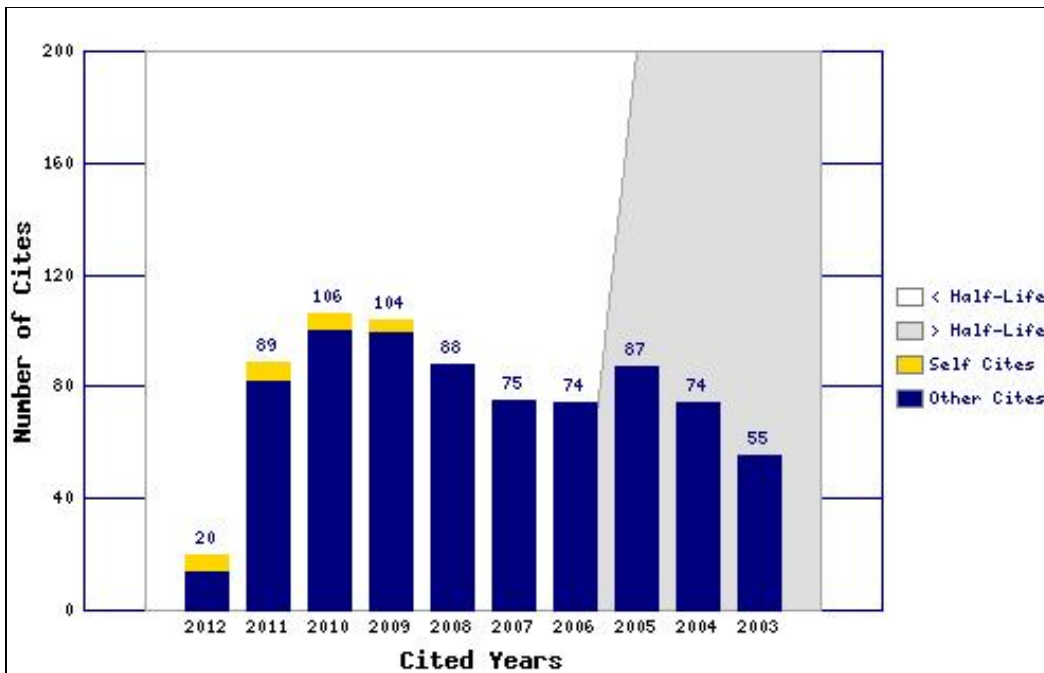
Citations from the journal (per cited year)

- The white/grey division indicates the citing half-life (if < 10.0). Half of the citations from the journal's current items are to items published more recently than the citing half-life.

- The top (gold) portion of each column indicates Journal Self-Citations: citations from items in the journal to items in the same journal.

- The bottom (blue) portion of each column indicates Non-Self Citations: citations from the journal to items in

other journals.



Journal Source Data ▲

	Citable items			Other items
	Articles	Reviews	Combined	
Number in JCR year 2012 (A)	21	5	26	10
Number of references (B)	802	269	1071	150.00
Ratio (B/A)	38.2	53.8	41.2	15.0

[Acceptable Use Policy](#)
Copyright © 2013 [Thomson Reuters](#).

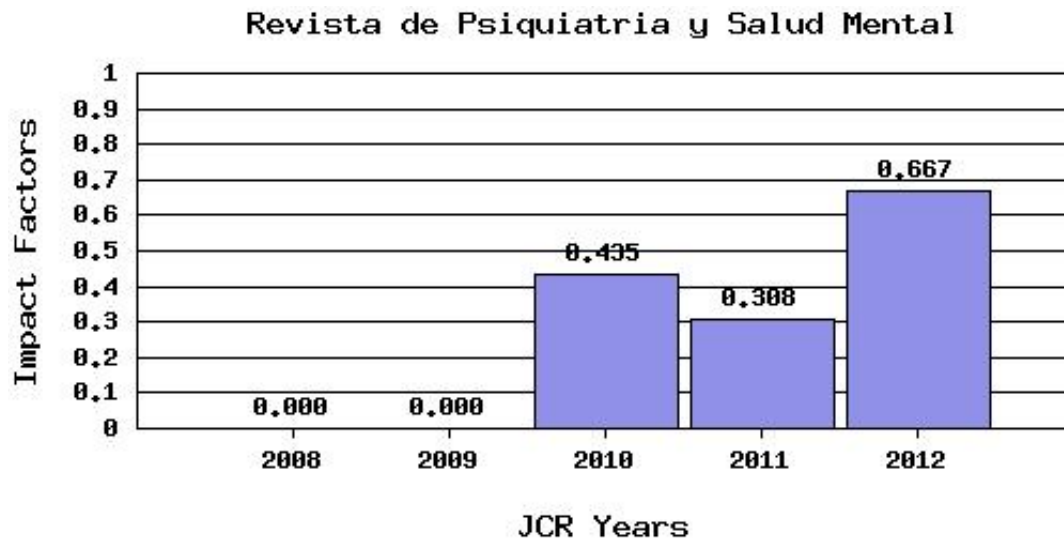


Published by Thomson Reuters



Impact Factor Trend Graph: Revista de Psiquiatria y Salud Mental

Click on the "Return to Journal" button to view the full journal information.



***Impact Factor -- see below for calculations**

The journal impact factor is a measure of the frequency with which the "average article" in a journal has been cited in a particular year. The impact factor will help you evaluate a journal's relative importance, especially when you compare it to others in the same field. For more bibliometric data and information on this and other journal titles click on the "Return to Journal" button.

NOTE: Title changes and coverage changes may result in no impact factor for one or more years in the above graph.

2012 Impact Factor

Cites in 2012 to articles published in:	2011 = 15	Number of articles published in:	2011 = 19
	2010 = 11		2010 = 20
	Sum: 26		Sum: 39

Calculation: $\frac{\text{Cites to recent articles}}{\text{Number of recent articles}} = \frac{26}{39} = 0.667$

2011 Impact Factor

Cites in 2011 to articles published in:	2010 = 6	Number of articles published in:	2010 = 20
	2009 = 6		2009 = 19
	Sum: 12		Sum: 39

Calculation: $\frac{\text{Cites to recent articles}}{\text{Number of recent articles}} = \frac{12}{39} = 0.308$

2010 Impact Factor

Cites in 2010 to articles published in:	2009 = 5	Number of articles published in:	2009 = 19
---	----------	----------------------------------	-----------

2008 =5
Sum: 10

2008 =4
Sum: 23

Calculation: $\frac{\text{Cites to recent articles}}{\text{Number of recent articles}} = \frac{10}{23} = 0.435$

[Acceptable Use Policy](#)
Copyright © 2013 [Thomson Reuters](#).



Published by Thomson Reuters



Rank in Category: Revista de Psiquiatria y Salud Mental

Journal Ranking i

For **2012**, the journal **Revista de Psiquiatria y Salud Mental** has an Impact Factor of **0.667**.

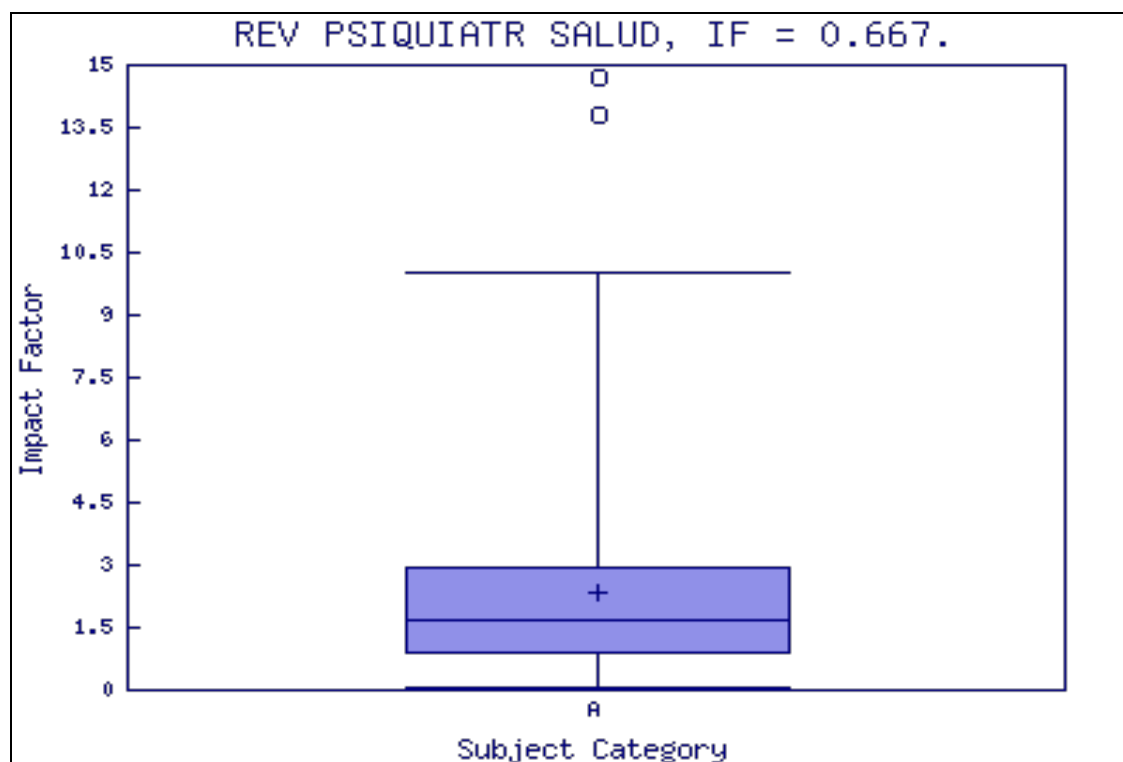
This table shows the ranking of this journal in its subject categories based on Impact Factor.

Category Name	Total Journals in Category	Journal Rank in Category	Quartile in Category
PSYCHIATRY	120	101	Q4

Category Box Plot i

For **2012**, the journal **Revista de Psiquiatria y Salud Mental** has an Impact Factor of **0.667**.

This is a box plot of the subject category or categories to which the journal has been assigned. It provides information about the distribution of journals based on Impact Factor values. It shows median, 25th and 75th percentiles, and the extreme values of the distribution.



Key

A - PSYCHIATRY

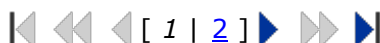
[Acceptable Use Policy](#)
Copyright © 2013 [Thomson Reuters](#).



Cited Journal: Revista de Psiquiatria y Salud Mental

Number of times articles published in 2012 (in journals below) cited articles published in REV PSIQUIATR SALUD (in years below). ([How to read this table](#))

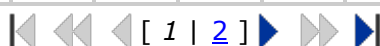
Journals 1 - 20 (of 22)



Page 1 of 2

Impact	Citing Journal	Cited Year											
		All Yrs	2012	2011	2010	2009	2008	2007	2006	2005	2004	2003	Rest
	All Journals	57	10	15	11	14	2	0	0	2	1	0	2
0.667	REV PSIQUIATR SALUD	24	6	7	6	5	0	0	0	0	0	0	0
	ACTAS ESP PSIQUIATRI	5	0	0	3	1	1	0	0	0	0	0	0
3.295	J AFFECT DISORDERS	5	0	2	0	3	0	0	0	0	0	0	0
4.857	ACTA PSYCHIAT SCAND	2	0	2	0	0	0	0	0	0	0	0	0
1.015	ADICCIONES	2	1	1	0	0	0	0	0	0	0	0	0
	REV MED CHILE	2	0	0	0	0	0	0	0	1	0	0	1
	PSYCHO-ONCOLOGIE	2	0	0	0	0	0	0	0	1	1	0	0
0.961	PSICOTHEMA	1	0	0	1	0	0	0	0	0	0	0	0
	PSYCHIAT CLIN NEUROS	1	0	0	0	1	0	0	0	0	0	0	0
1.615	PSYCHOPATHOLOGY	1	0	0	0	1	0	0	0	0	0	0	0
0.417	SALUD MENT	1	0	0	0	1	0	0	0	0	0	0	0
1.417	NEUROREHABILITATION	1	0	0	1	0	0	0	0	0	0	0	0
	NEUROPSYCHIATRY-LOND	1	0	0	0	1	0	0	0	0	0	0	0
4.066	J PSYCHIATR RES	1	1	0	0	0	0	0	0	0	0	0	0
2.102	INT J CLIN HLTH PSYC	1	0	1	0	0	0	0	0	0	0	0	0
	IEEE INT CONF FUZZY	1	0	0	0	0	0	0	0	0	0	0	1
	HUM PSYCHOPHARM CLIN	1	1	0	0	0	0	0	0	0	0	0	0
3.699	EUR CHILD ADOLES PSY	1	1	0	0	0	0	0	0	0	0	0	0
2.356	EUR ADDICT RES	1	0	0	0	1	0	0	0	0	0	0	0
2.376	COMPR PSYCHIAT	1	0	0	0	0	1	0	0	0	0	0	0

Journals 1 - 20 (of 22)



Page 1 of 2

[Acceptable Use Policy](#)
Copyright © 2013 [Thomson Reuters](#).



THOMSON REUTERS

Published by Thomson Reuters